



HAKKO 635

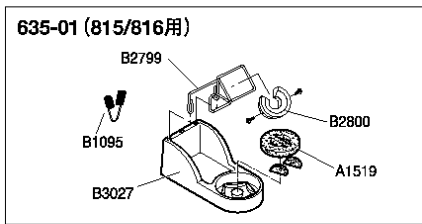
IRON HOLDER

635-01 焊鐵座 使用說明書

日本白光牌

● 感謝您購買 635-01 焊鐵座。
● 使用 635-01 之前,請詳閱本說明書。
● 圖後請妥為收存,以備日後查閱。

⚠ **注意** 當使用時焊鐵架及焊鐵插架溫度會升高,請勿接觸其部分可能導致燙傷。



使用上的注意:

- * 請將焊鐵插架插到底。
- * 請確認螺釘是否鬆緊。

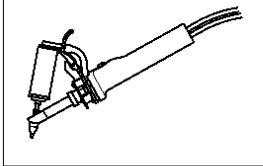
注意:

海綿是擠壓物體,水濕則漲大。使用海綿時,先濕水再擠乾。否則會損壞焊鐵頭。

更換及另選部件

編號	名稱	規格
A1519	清潔海綿	
B1095	清潔插架	
B2799	焊鐵插架	
B2800	焊鐵架	附螺釘
B3027	焊鐵架底座	附橡膠腳

815/816用



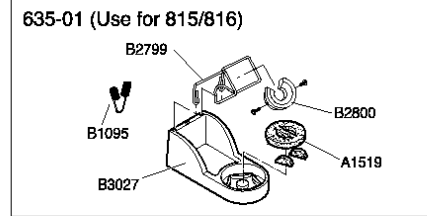
HAKKO 635

IRON HOLDER

635-01 INSTRUCTION MANUAL

● Thank you for purchasing the 634-04 Iron holder.
● Please read this manual before using the 635-01.

⚠ **CAUTION** The holder for iron receptacle and iron receptacle will become extremely hot. Do not touch them.



- * Insert the holder for iron receptacle securely into the iron holder base.
- * Confirm that the screw is tightened securely.

NOTE:

The sponge is compressed. It will swell when moistened with water. Before using the unit, dampen the sponge with water and squeeze it dry. Using a dry sponge will damage the soldering tip.

Optional/Replacement parts:

Part number	Part name	Specification
A1519	Cleaning sponge	
B1095	Cleaning pin holder	
B2799	Holder for iron receptacle	
B2800	Iron receptacle	with screw
B3027	Iron holder base	with rubber feet

For 815 / 816

